

ATF: A Generic Auto-Tuning Framework

Ari Rasch, Michael Haidl and Sergei Gorlatch

University of Münster, Germany

Auto-Tuning

What is Auto-Tuning?

Approach for automatically optimizing programs: values of performance-critical (a.k.a. *tuning*) *parameters*, e.g., the number of threads, are automatically chosen by using a search technique.

Why is Auto-Tuning useful?

- Manually choosing tuning parameter values is hard.
- Optimal values of tuning parameters (usually) differ over target devices (CPU, GPU, etc.).

Example: SAXPY in OpenCL

- SAXPY is a BLAS routine.
- It takes as its input a scalar a , and two input vectors x and y ; it computes:

$$y[i] = a * x[i] + y[i]$$

SAXPY in OpenCL:

- Each thread (a.k.a. work-item) performs computation on chunk of WPT-many elements.
- WPT (Work per Thread) is tuning parameter of the SAXPY kernel.
- Threads are grouped in work-groups.
- Work-group size (a.k.a local size LS) is further tuning parameter of SAXPY kernel.

```
1  __kernel void saxpy( const      int      N,  
2                        const      float   a,  
3                        const  __global float* x,  
4                        __global float* y  
5                        )  
6  {  
7      for( int w = 0; w < WPT; ++w ) {  
8          const int index = w * get_global_size(0)  
9                          + get_global_id(0);  
10         y[ index ] += a * x[ index ];  
11     }  
12 }
```

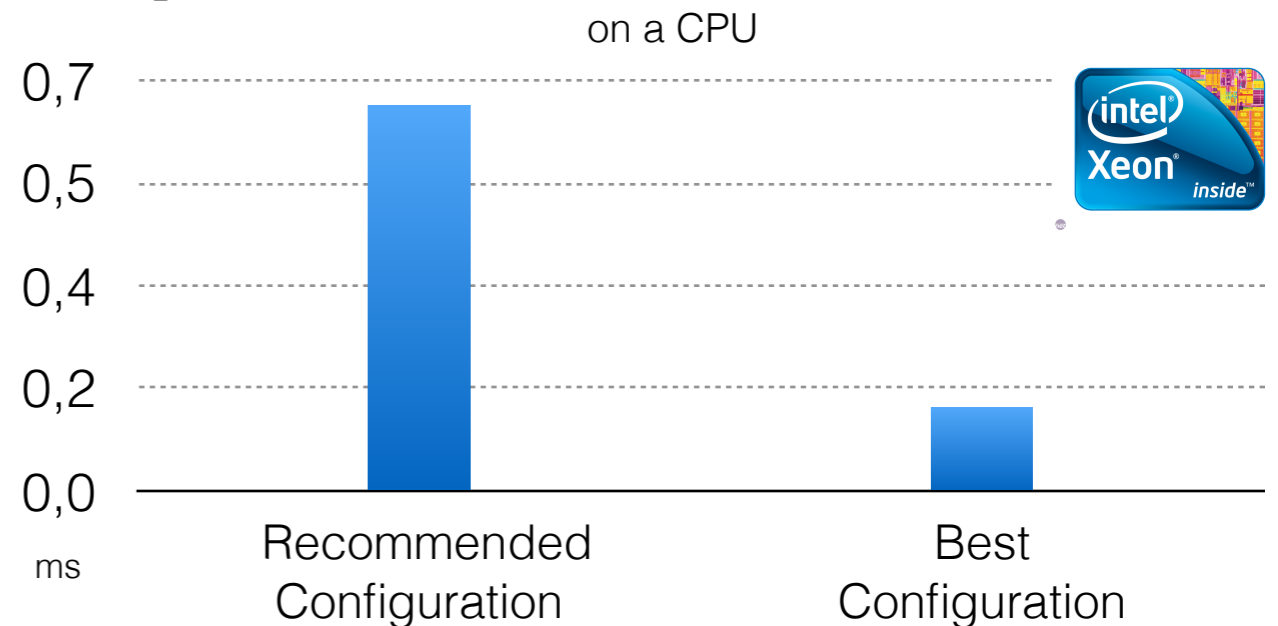
Simplified SAXPY kernel of the auto-tunable CLBlast library

Example: SAXPY in OpenCL

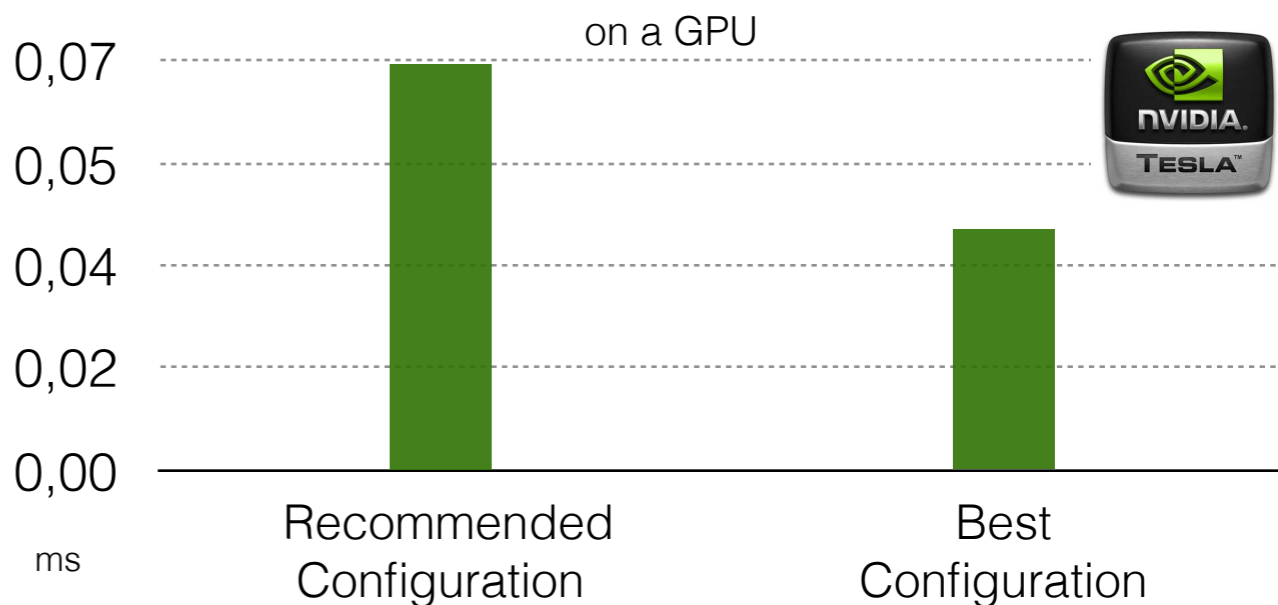
Manually choosing tuning parameter values is hard:

- Intel's recommendation for CPU:
 - One work-group per each of CPU's cores;
 - Local size should be 8 (or at least a multiple of 8) enabling SIMD vectorization.
- NVIDIA's recommendation for GPU:
 - As many threads as possible to exploit GPU's massive parallelism;
 - Local size should be 32 (or at least a multiple of 32) to efficiently utilize GPU's *Warps*.

⇒ **Vendor recommendations don't lead to best values!**



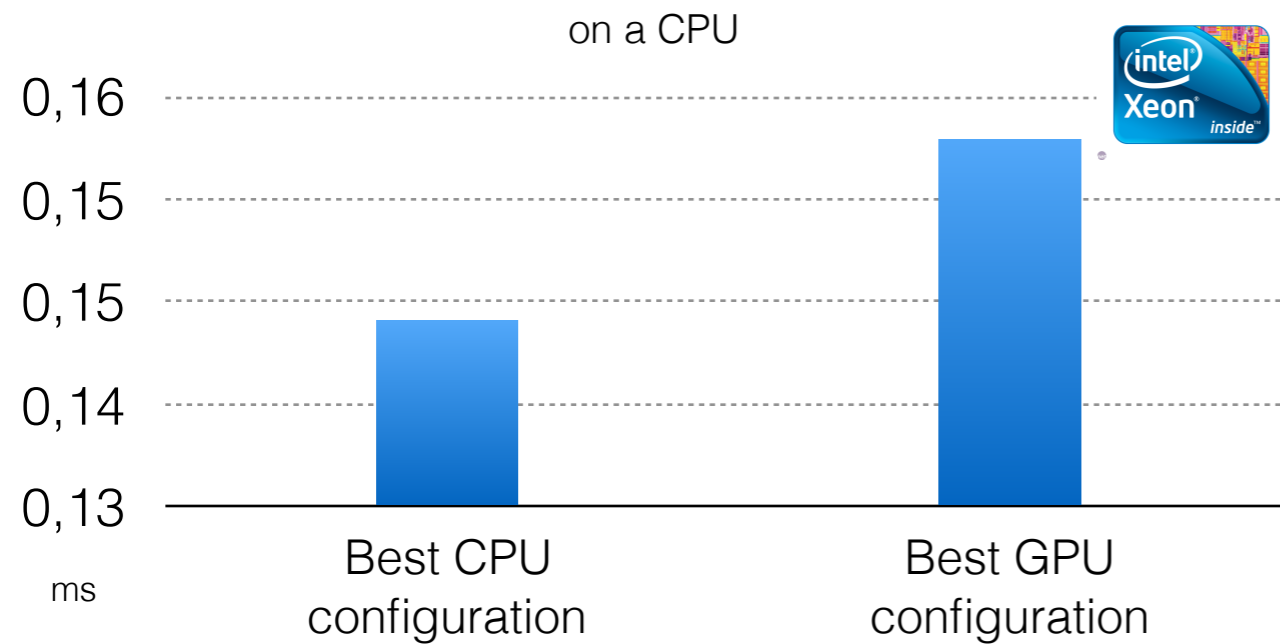
N = 400,000	Recommended	Best (exhaustive)
WPT	6250	10
LS	8	2500



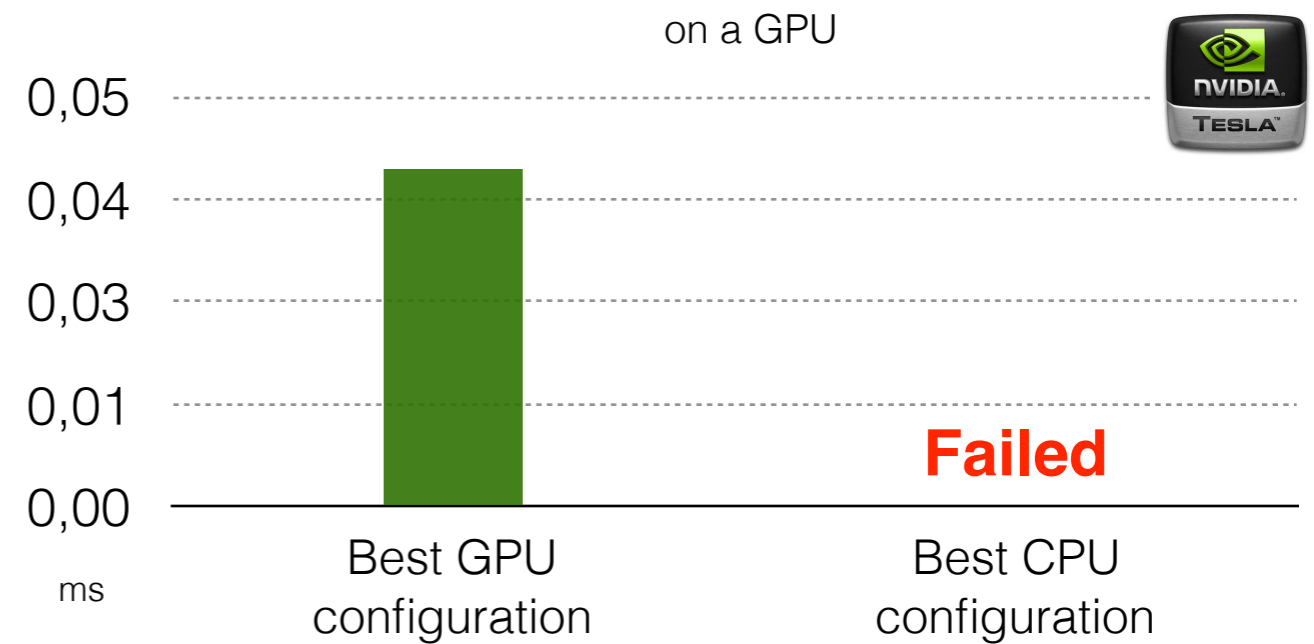
N = 400,000	Recommended	Best (exhaustive)
WPT	1	4
LS	32	160

Example: SAXPY in OpenCL

Optimal values of tuning parameters differ over target devices:



Configuration with best performance on GPU has not best performance on CPU.



Best configuration for CPU fails on the GPU (unsupported work-group size).

⇒ **Tuning parameter values have to be chosen specifically for each device!**

Weaknesses of State-of-the-Art Approaches

Domain-specific approaches:

- ATLAS (linear algebra), PATUS (stencil), MILEPOST (compiler optimizations), ...
→ cannot be used for applications from other domains.

Generic approaches:

- OpenTuner: No support for auto-tuning parameters with interdependencies (e.g., a parameter has to divide another parameter).
- CLTune: Allows parameters with interdependencies but:
 1. restricted to: 1) only OpenCL, 2) only auto-tuning for runtime performance;
 2. only suitable for auto-tuning small parameter ranges usually not covering parameters' entire ranges (search space generation is time intensive).

The Auto-Tuning Framework (ATF)

ATF combines the following advantages over state-of-the-art auto-tuning approaches:

1. ATF is **generic** regarding:
 - programming language;
 - application domain;
 - tuning objective;
 - search technique.
2. ATF allows **dependencies between tuning parameters**.
3. ATF allows **significantly larger tuning parameter ranges**.
4. ATF is **arguably simpler** to use.

Illustration of ATF

- Illustration of ATF by a simple example: auto-tuning the OpenCL SAXPY kernel.
- The ATF user has to implement a C++ program using ATF's C++ API and perform the following three steps:

1. Step: Define the search space

- ATF search spaces are defined using tuning parameters, here:
 - WPT: a size_t parameter in [1,N] that divides N
 - LS: a size_t parameter in [1,N] that divides N/WPT

```
1  int main()
2  {
3      std::string saxpy_kernel = /* SAXPY kernel's code as string */;
4      int          N           = /* fixed user-defined input size */;
5
6      auto WPT = atf::tp( "WPT",
7                        atf::interval<size_t>(1,N),
8                        atf::divides( N )
9                    );
10     auto LS  = atf::tp( "LS",
11                       atf::interval<size_t>(1,N),
12                       atf::divides( N/WPT )
13                   );
14
15     auto cf_saxpy = atf::cf::ocl(
16         { "NVIDIA", "Tesla K20c" },
17         saxpy_kernel,
18         inputs( atf::scalar<int>(N), // N
19                atf::scalar<float>(), // a
20                atf::buffer<float>(N), // x
21                atf::buffer<float>(N), // y
22            )
23         atf::glb_size( N/WPT ), atf::lcl_size( LS )
24     );
25
26     auto best_config = atf::annealing( atf::duration<minutes>(10) )
27                                     ( WPT, LS )
28                                     ( cf_saxpy );
29 }
```

ATF program for auto-tuning SAXPY

Illustration of ATF

2. Step: Implement a cost function

- Cost function: Configuration → Cost (e.g., runtime)
- Here, we use ATF's pre-implemented cost function for auto-tuning OpenCL in terms of runtime:
 - it is initialized with: i) target device, ii) kernel's code, iii) kernels' input arguments, iv) global/local size;
 - tuning parameters are replaced by values according to the input configuration;
 - it returns kernel's runtime as cost.

3. Step: Explore the search space

- The search space is explored by choosing a search technique and passing to it:
 - 1) an abort condition
 - 2) the tuning parameters
 - 3) the cost function
- The result is the best found configuration.

```
1 int main()
2 {
3     std::string saxpy_kernel = /* SAXPY kernel's code as string */;
4     int N = /* fixed user-defined input size */;
5
6     auto WPT = atf::tp( "WPT",
7                       atf::interval<size_t>(1,N),
8                       atf::divides( N )
9                       );
10    auto LS = atf::tp( "LS",
11                     atf::interval<size_t>(1,N),
12                     atf::divides( N/WPT )
13                     );
14
15    auto cf_saxpy = atf::cf::ocl(
16                    { "NVIDIA", "Tesla K20c" },
17                    saxpy_kernel,
18                    inputs( atf::scalar<int>(N), // N
19                           atf::scalar<float>(), // a
20                           atf::buffer<float>(N), // x
21                           atf::buffer<float>(N), // y
22                    )
23                    atf::glb_size( N/WPT ), atf::lcl_size( LS )
24                    );
25
26    auto best_config = atf::annealing( atf::duration<minutes>(10) )
27                                   ( WPT, LS )
28                                   ( cf_saxpy );
29 }
```

ATF program for auto-tuning SAXPY

Detailed Discussion of ATF

1. Step: Define the search space

General form of a tuning parameter:

```
atf::tp( /* name */ ,  
        /* range */ ,  
        /* constraints */  
        );
```

Used to access parameter's value in a configuration , e.g., `best_config["LS"]`.

Boolean functions to filter the parameter's range; may contain tuning parameters to express interdependencies, e.g.: `atf::divides(N/WPT)`
(\rightarrow `[&](auto LS){ N/WPT % LS == 0 }`)

Can be either an:

- 1) `atf::interval<T>(begin, end, step_size=1, generator=id)`, where `generator: T \rightarrow U`
- 2) `atf::set(val_1, ... , val_n)`

Detailed Discussion of ATF

2. Step: Implement a cost function

General form of a cost function:

```
T cost_function( atf::configuration config )
{
    // ...
}
```

- Input: a parameter configuration
- Output: Element of type T (e.g., size_t) for which < is defined
- ATF interprets output as cost to minimize (e.g., runtime).
- Multi-Objective Tuning: e.g., runtime & energy → T=std::array<size_t,2> with < as lexicographical order
- ATF provides three pre-implemented cost functions, for:
 1. OpenCL,
 2. CUDA,
 3. arbitrary programming languages that are not OpenCL or CUDA.

```
atf::cf::ocl(
    {"NVIDIA", "Tesla K20c"},
    saxpy,
    inputs( atf::scalar<int>(N), // N
            atf::scalar<float>(), // a
            atf::buffer<float>(N), // x
            atf::buffer<float>(N), // y
            )
    atf::glb_size( N/WPT ),
    atf::lcl_size( LS )
);
```

OpenCL

```
atf::cf::cuda(
    {"Tesla K20c"},
    saxpy_cuda,
    inputs( atf::scalar<int>(N), // N
            atf::scalar<float>(), // a
            atf::buffer<float>(N), // x
            atf::buffer<float>(N), // y
            )
    atf::grd_size( (N/WPT)/LS ),
    atf::blk_size( LS )
);
```

CUDA

```
atf::cf::gcf(
    /* path to source file */
    /* path to compile script */
    /* path to run script */
    /* path to cost file */
);
```

Generic Cost Function

Detailed Discussion of ATF

3. Step: Explore the search space

General schema for exploring the search space:

```
atf::/* search technique */( /* abort condition */ )  
    ( /* tuning parameters */ )  
    ( /* cost function */ );
```

ATF provides three pre-implemented search techniques:

1. Exhaustive: finds provably best configuration, but probably at the cost of a long search time;
2. Simulated Annealing: effective for auto-tuning OpenCL/CUDA for large search spaces;
3. OpenTuner: combines various techniques to yield a good tuning result on average for arbitrary applications.

ATF provides various abort conditions, e.g.:

- `duration<D>(t)`: stops tuning after time interval t; D is an `std::chrono::duration` (sec, min, etc.)
- `cost(c)`: stops tuning when a configuration with a cost lower or equal than c has been found;
- `speedup<D>(s,t)`: stops tuning when within last time interval t cost could not be lowered by a factor $\geq s$;
- ...

Comparison: ATF vs. CLTune

- We show: even though ATF is a generic approach, it works better for OpenCL than CLTune which is specifically designed for OpenCL.
- We use the example of auto-tuning SAXPY.

```
1  int main()
2  {
3      const std::string saxpy = /* path to kernel of Listing 1 */;
4      const size_t      N      = /* fixed user-defined input size */;
5
6      cltune::Tuner tuner(1,0);
7      auto id = tuner.AddKernel(saxpy, "saxpy", {N}, {1} );
8
9      float a;
10     auto x = std::vector<float>(N);
11     auto y = std::vector<float>(N);
12
13     const auto random_seed =
14         std::chrono::system_clock::now().time_since_epoch().count();
15     std::default_random_engine
16         generator( static_cast<unsigned int>(random_seed) );
17     std::uniform_real_distribution<float> distribution(-2.0f,2.0f);
18
19     a = distribution(generator);
20     for (auto &item: x) { item = distribution(generator); }
21     for (auto &item: y) { item = distribution(generator); }
22
23     tuner.AddArgumentScalar( N );
24     tuner.AddArgumentScalar( a );
25     tuner.AddArgumentInput( x );
26     tuner.AddArgumentOutput( y );
27
28     auto range = std::vector<size_t>( N );
29     for( size_t i = 0; i < N ; ++i )
30         range[ i ] = i;
31     tuner.AddParameter( id, "LS" , range );
32     tuner.AddParameter( id, "WPT", range );
33
34     auto DividesN = []( std::vector<size_t> v )
35         {
36             return N % v[0] == 0;
37         };
38     auto DividesNDivWPT = []( std::vector<size_t> v )
39         {
40             return ( N / v[0] ) % v[1] == 0;
41         };
42
43     tuner.AddConstraint( id, DividesN , {"WPT"} );
44     tuner.AddConstraint( id, DividesNDivWPT, {"WPT", "LS"} );
45
46     tuner.DivGlobalSize(id, {"WPT"} );
47     tuner.MulLocalSize(id, {"LS"} );
48
49     tuner.UseAnnealing( 1.0f/2048.0f , 4.0 );
50     tuner.Tune();
51     const auto parameters = tuner.GetBestResult();
52 }
```

Comparison: ATF vs. CLTune

```
1 int main()
2 {
3     std::string saxpy_kernel = /* path to kernel of Listing 1 */;
4     int N = /* fixed user-defined input size */;
5
6     auto WPT = atf::tp( "WPT",
7                       atf::interval<size_t>(1,N),
8                       atf::divides( N )
9                       );
10    auto LS = atf::tp( "LS",
11                     atf::interval<size_t>(1,N),
12                     atf::divides( N/WPT )
13                     );
14
15    auto cf_saxpy = atf::cf::ocl(
16        { "NVIDIA", "Tesla K20c" },
17        saxpy_kernel,
18        inputs( atf::scalar<int>(N), // N
19               atf::scalar<float>(), // a
20               atf::buffer<float>(N), // x
21               atf::buffer<float>(N), // y
22               )
23        atf::glb_size( N/WPT ), atf::lcl_size( LS )
24    );
25
26    auto best_config = atf::annealing( atf::duration<minutes>(10) )
27        ( WPT, LS )
28        ( cf_saxpy );
29 }
```

```
1 int main()
2 {
3     const std::string saxpy = /* path to kernel of Listing 1 */;
4     const size_t N = /* fixed user-defined input size */;
5
6     cltune::Tuner tuner(1,0);
7     auto id = tuner.AddKernel(saxpy, "saxpy", {N}, {1} );
8
9     float a;
10    auto x = std::vector<float>(N);
11    auto y = std::vector<float>(N);
12
13    const auto random_seed =
14        std::chrono::system_clock::now().time_since_epoch().count();
15    std::default_random_engine
16        generator( static_cast<unsigned int>(random_seed) );
17    std::uniform_real_distribution<float> distribution(-2.0f,2.0f);
18
19    a = distribution(generator);
20    for (auto &item: x) { item = distribution(generator); }
21    for (auto &item: y) { item = distribution(generator); }
22
23    tuner.AddArgumentScalar( N );
24    tuner.AddArgumentScalar( a );
25    tuner.AddArgumentInput( x );
26    tuner.AddArgumentOutput( y );
27
28    auto range = std::vector<size_t>( N );
29    for( size_t i = 0; i < N ; ++i )
30        range[ i ] = i;
31    tuner.AddParameter( id, "LS" , range );
32    tuner.AddParameter( id, "WPT", range );
33
34    auto DividesN = []( std::vector<size_t> v )
35        {
36            return N % v[0] == 0;
37        };
38    auto DividesNDivWPT = []( std::vector<size_t> v )
39        {
40            return ( N / v[0] ) % v[1] == 0;
41        };
42
43    tuner.AddConstraint( id, DividesN , {"WPT"} );
44    tuner.AddConstraint( id, DividesNDivWPT, {"WPT", "LS"} );
45
46    tuner.DivGlobalSize(id, {"WPT" } );
47    tuner.MulLocalSize(id, {"LS" } );
48
49    tuner.UseAnnealing( 1.0f/2048.0f , 4.0 );
50    tuner.Tune();
51    const auto parameters = tuner.GetBestResult();
52 }
```

Comparison: ATF vs. CLTune

```
1 int main()
2 {
3     std::string saxpy_kernel = /* path to kernel of Listing 1 */;
4     int N = /* fixed user-defined input size */;
5
6     auto WPT = atf::tp( "WPT",
7                       atf::interval<size_t>(1,N),
8                       atf::divides( N )
9                       );
10    auto LS = atf::tp( "LS",
11                     atf::interval<size_t>(1,N),
12                     atf::divides( N/WPT )
13                     );
14
15    auto cf_saxpy = atf::cf::ocl(
16        { "NVIDIA", "Tesla K20c" },
17        saxpy_kernel,
18        inputs( atf::scalar<int>(N), // N
19                atf::scalar<float>(), // a
20                atf::buffer<float>(N), // x
21                atf::buffer<float>(N), // y
22                )
23        atf::glb_size( N/WPT ), atf::lcl_size( LS )
24    );
25
26    auto best_config = atf::annealing( atf::duration<minutes>(10) )
27        ( WPT, LS )
28        ( cf_saxpy );
29 }
```

**ATF allows easier
expressing parameter
dependencies**

```
1 int main()
2 {
3     const std::string saxpy = /* path to kernel of Listing 1 */;
4     const size_t N = /* fixed user-defined input size */;
5
6     cltune::Tuner tuner(1,0);
7     auto id = tuner.AddKernel(saxpy, "saxpy", {N}, {1} );
8
9     float a;
10    auto x = std::vector<float>(N);
11    auto y = std::vector<float>(N);
12
13    const auto random_seed =
14        std::chrono::system_clock::now().time_since_epoch().count();
15    std::default_random_engine
16        generator( static_cast<unsigned int>(random_seed) );
17    std::uniform_real_distribution<float> distribution(-2.0f,2.0f);
18
19    a = distribution(generator);
20    for (auto &item: x) { item = distribution(generator); }
21    for (auto &item: y) { item = distribution(generator); }
22
23    tuner.AddArgumentScalar( N );
24    tuner.AddArgumentScalar( a );
25    tuner.AddArgumentInput( x );
26    tuner.AddArgumentOutput( y );
27
28    auto range = std::vector<size_t>( N );
29    for( size_t i = 0; i < N ; ++i )
30        range[ i ] = i;
31    tuner.AddParameter( id, "LS" , range );
32    tuner.AddParameter( id, "WPT", range );
33
34    auto DividesN = []( std::vector<size_t> v )
35        {
36            return N % v[0] == 0;
37        };
38    auto DividesNDivWPT = []( std::vector<size_t> v )
39        {
40            return ( N / v[0] ) % v[1] == 0;
41        };
42
43    tuner.AddConstraint( id, DividesN , {"WPT"} );
44    tuner.AddConstraint( id, DividesNDivWPT, {"WPT", "LS"} );
45
46    tuner.DivGlobalSize(id, {"WPT" } );
47    tuner.MulLocalSize(id, {"LS" } );
48
49    tuner.UseAnnealing( 1.0f/2048.0f , 4.0 );
50    tuner.Tune();
51    const auto parameters = tuner.GetBestResult();
52 }
```

Comparison: ATF vs. CLTune

```
1 int main()
2 {
3     std::string saxpy_kernel = /* path to kernel of Listing 1 */;
4     int N = /* fixed user-defined input size */;
5
6     auto WPT = atf::tp( "WPT",
7                       atf::interval<size_t>(1,N),
8                       atf::divides( N )
9                       );
10    auto LS = atf::tp( "LS",
11                     atf::interval<size_t>(1,N),
12                     atf::divides( N/WPT )
13                     );
14
15    auto cf_saxpy = atf::cf::ocl(
16        { "NVIDIA", "Tesla K20c" },
17        saxpy_kernel,
18        inputs( atf::scalar<int>(N), // N
19               atf::scalar<float>(), // a
20               atf::buffer<float>(N), // x
21               atf::buffer<float>(N), // y
22               )
23        atf::glb_size( N/WPT ), atf::lcl_size( LS )
24    );
25
26    auto best_config = atf::annealing( atf::duration<minutes>(10) )
27        ( WPT, LS )
28        ( cf_saxpy );
29 }
```

**ATF allows easier setting
the global/local size**

```
1 int main()
2 {
3     const std::string saxpy = /* path to kernel of Listing 1 */;
4     const size_t N = /* fixed user-defined input size */;
5
6     cltune::Tuner tuner(1,0);
7     auto id = tuner.AddKernel(saxpy, "saxpy", {N}, {1} );
8
9     float a;
10    auto x = std::vector<float>(N);
11    auto y = std::vector<float>(N);
12
13    const auto random_seed =
14        std::chrono::system_clock::now().time_since_epoch().count();
15    std::default_random_engine
16        generator( static_cast<unsigned int>(random_seed) );
17    std::uniform_real_distribution<float> distribution(-2.0f,2.0f);
18
19    a = distribution(generator);
20    for (auto &item: x) { item = distribution(generator); }
21    for (auto &item: y) { item = distribution(generator); }
22
23    tuner.AddArgumentScalar( N );
24    tuner.AddArgumentScalar( a );
25    tuner.AddArgumentInput( x );
26    tuner.AddArgumentOutput( y );
27
28    auto range = std::vector<size_t>( N );
29    for( size_t i = 0; i < N ; ++i )
30        range[ i ] = i;
31    tuner.AddParameter( id, "LS" , range );
32    tuner.AddParameter( id, "WPT", range );
33
34    auto DividesN = [] ( std::vector<size_t> v )
35        {
36            return N % v[0] == 0;
37        };
38    auto DividesNDivWPT = [] ( std::vector<size_t> v )
39        {
40            return ( N / v[0] ) % v[1] == 0;
41        };
42
43    tuner.AddConstraint( id, DividesN , {"WPT"} );
44    tuner.AddConstraint( id, DividesNDivWPT, {"WPT", "LS"} );
45
46    tuner.DivGlobalSize(id, {"WPT"} );
47    tuner.MulLocalSize(id, {"LS"} );
48
49    tuner.UseAnnealing( 1.0f/2048.0f , 4.0 );
50    tuner.Tune();
51    const auto parameters = tuner.GetBestResult();
52 }
```


Comparison: ATF vs. CLTune

```
1 int main()
2 {
3     std::string saxpy_kernel = /* path to kernel of Listing 1 */;
4     int N = /* fixed user-defined input size */;
5
6     auto WPT = atf::tp( "WPT",
7                       atf::interval<size_t>(1,N),
8                       atf::divides( N )
9                       );
10    auto LS = atf::tp( "LS",
11                     atf::interval<size_t>(1,N),
12                     atf::divides( N/WPT )
13                     );
14
15    auto cf_saxpy = atf::cf::ocl(
16        { "NVIDIA", "Tesla K20c" },
17        saxpy_kernel,
18        inputs( atf::scalar<int>(N), // N
19                atf::scalar<float>(), // a
20                atf::buffer<float>(N), // x
21                atf::buffer<float>(N), // y
22                )
23        atf::glb_size( N/WPT ), atf::lcl_size( LS )
24    );
25
26    auto best_config = atf::annealing( atf::duration<minutes>(10) )
27        ( WPT, LS )
28        ( cf_saxpy );
29 }
```

ATF allows a broader range of global/local sizes

```
1 int main()
2 {
3     const std::string saxpy = /* path to kernel of Listing 1 */;
4     const size_t N = /* fixed user-defined input size */;
5
6     cltune::Tuner tuner(1,0);
7     auto id = tuner.AddKernel(saxpy, "saxpy", {N}, {1} );
8
9     float a;
10    auto x = std::vector<float>(N);
11    auto y = std::vector<float>(N);
12
13    const auto random_seed =
14        std::chrono::system_clock::now().time_since_epoch().count();
15    std::default_random_engine
16        generator( static_cast<unsigned int>(random_seed) );
17    std::uniform_real_distribution<float> distribution(-2.0f,2.0f);
18
19    a = distribution(generator);
20    for (auto &item: x) { item = distribution(generator); }
21    for (auto &item: y) { item = distribution(generator); }
22
23    tuner.AddArgumentScalar( N );
24    tuner.AddArgumentScalar( a );
25    tuner.AddArgumentInput( x );
26    tuner.AddArgumentOutput( y );
27
28    auto range = std::vector<size_t>( N );
29    for( size_t i = 0; i < N ; ++i )
30        range[ i ] = i;
31    tuner.AddParameter( id, "LS" , range );
32    tuner.AddParameter( id, "WPT", range );
33
34    auto DividesN = [] ( std::vector<size_t> v )
35        {
36            return N % v[0] == 0;
37        };
38    auto DividesNDivWPT = [] ( std::vector<size_t> v )
39        {
40            return ( N / v[0] ) % v[1] == 0;
41        };
42
43    tuner.AddConstraint( id, DividesN , {"WPT"} );
44    tuner.AddConstraint( id, DividesNDivWPT, {"WPT", "LS"} );
45
46    tuner.DivGlobalSize(id, {"WPT"} );
47    tuner.MulLocalSize(id, {"LS"} );
48
49    tuner.UseAnnealing( 1.0f/2048.0f , 4.0 );
50    tuner.Tune();
51    const auto parameters = tuner.GetBestResult();
52 }
```

Comparison: ATF vs. CLTune

```
1 int main()
2 {
3     std::string saxpy_kernel = /* path to kernel of Listing 1 */;
4     int N = /* fixed user-defined input size */;
5
6     auto WPT = atf::tp( "WPT",
7                       atf::interval<size_t>(1,N),
8                       atf::divides( N )
9                       );
10    auto LS = atf::tp( "LS",
11                     atf::interval<size_t>(1,N),
12                     atf::divides( N/WPT )
13                     );
14
15    auto cf_saxpy = atf::cf::ocl(
16        { "NVIDIA", "Tesla K20c" },
17        saxpy_kernel,
18        inputs( atf::scalar<int>(N), // N
19               atf::scalar<float>(), // a
20               atf::buffer<float>(N), // x
21               atf::buffer<float>(N), // y
22               )
23        atf::glb_size( N/WPT ), atf::lcl_size( LS )
24    );
25
26    auto best_config = atf::annealing( atf::duration<minutes>(10) )
27        ( WPT, LS )
28        ( cf_saxpy );
29 }
```

**ATF allows easier
generating random input
data**

```
1 int main()
2 {
3     const std::string saxpy = /* path to kernel of Listing 1 */;
4     const size_t N = /* fixed user-defined input size */;
5
6     cltune::Tuner tuner(1,0);
7     auto id = tuner.AddKernel(saxpy, "saxpy", {N}, {1} );
8
9     float a;
10    auto x = std::vector<float>(N);
11    auto y = std::vector<float>(N);
12
13    const auto random_seed =
14        std::chrono::system_clock::now().time_since_epoch().count();
15    std::default_random_engine
16        generator( static_cast<unsigned int>(random_seed) );
17    std::uniform_real_distribution<float> distribution(-2.0f,2.0f);
18
19    a = distribution(generator);
20    for (auto &item: x) { item = distribution(generator); }
21    for (auto &item: y) { item = distribution(generator); }
22
23    tuner.AddArgumentScalar( N );
24    tuner.AddArgumentScalar( a );
25    tuner.AddArgumentInput( x );
26    tuner.AddArgumentOutput( y );
27
28    auto range = std::vector<size_t>( N );
29    for( size_t i = 0; i < N ; ++i )
30        range[ i ] = i;
31    tuner.AddParameter( id, "LS" , range );
32    tuner.AddParameter( id, "WPT", range );
33
34    auto DividesN = []( std::vector<size_t> v )
35        {
36            return N % v[0] == 0;
37        };
38    auto DividesNDivWPT = []( std::vector<size_t> v )
39        {
40            return ( N / v[0] ) % v[1] == 0;
41        };
42
43    tuner.AddConstraint( id, DividesN , {"WPT"} );
44    tuner.AddConstraint( id, DividesNDivWPT, {"WPT", "LS"} );
45
46    tuner.DivGlobalSize(id, {"WPT" } );
47    tuner.MulLocalSize(id, {"LS" } );
48
49    tuner.UseAnnealing( 1.0f/2048.0f , 4.0 );
50    tuner.Tune();
51    const auto parameters = tuner.GetBestResult();
52 }
```

Comparison: ATF vs. CLTune

```
1 int main()
2 {
3     std::string saxpy_kernel = /* path to kernel of Listing 1 */;
4     int N = /* fixed user-defined input size */;
5
6     auto WPT = atf::tp( "WPT",
7                       atf::interval<size_t>(1,N),
8                       atf::divides( N )
9                       );
10    auto LS = atf::tp( "LS",
11                    atf::interval<size_t>(1,N),
12                    atf::divides( N/WPT )
13                    );
14
15    auto cf_saxpy = atf::cf::ocl(
16        { "NVIDIA", "Tesla K20c" },
17        saxpy_kernel,
18        inputs( atf::scalar<int>(N), // N
19               atf::scalar<float>(), // a
20               atf::buffer<float>(N), // x
21               atf::buffer<float>(N), // y
22               )
23        atf::glb_size( N/WPT ), atf::lcl_size( LS )
24    );
25
26    auto best_config = atf::annealing( atf::duration<minutes>(10) )
27        ( WPT, LS )
28        ( cf_saxpy );
29 }
```

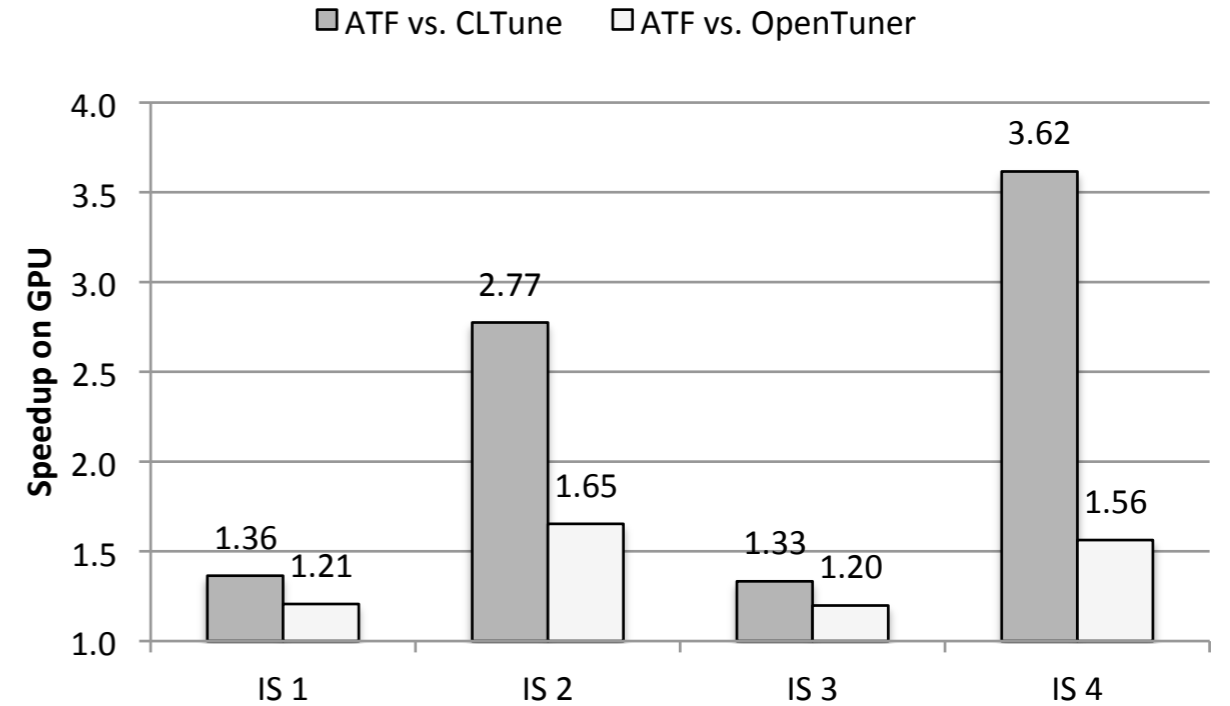
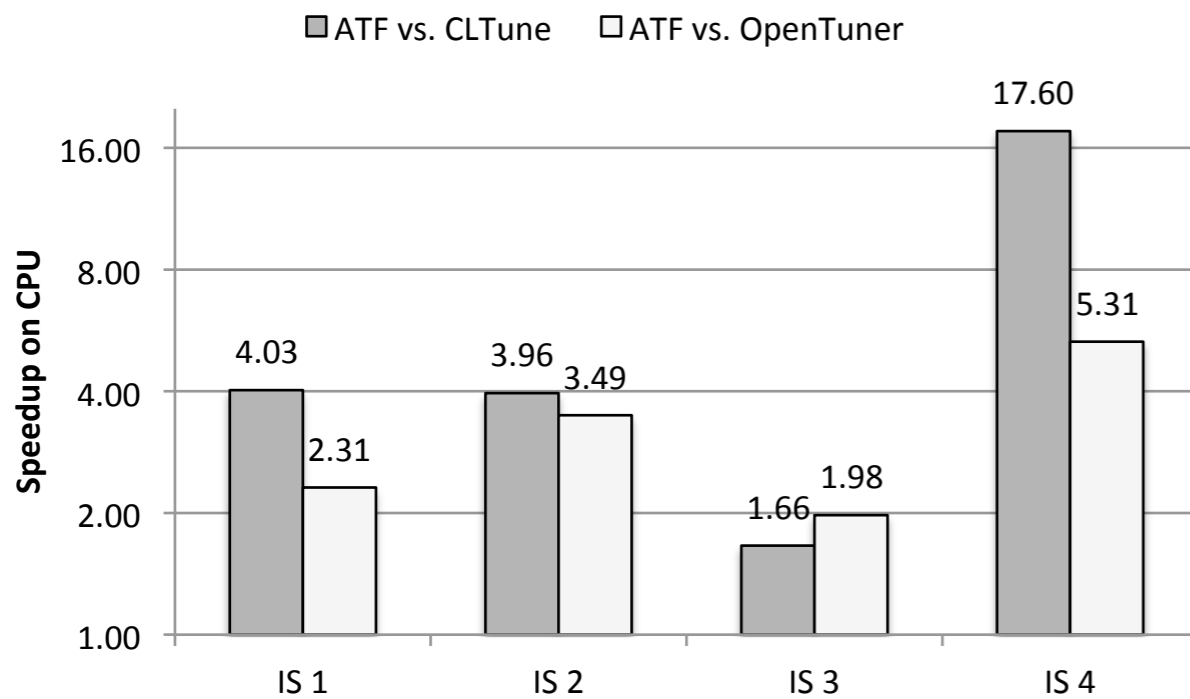
**ATF supports more
abort conditions**

```
1 int main()
2 {
3     const std::string saxpy = /* path to kernel of Listing 1 */;
4     const size_t N = /* fixed user-defined input size */;
5
6     cltune::Tuner tuner(1,0);
7     auto id = tuner.AddKernel(saxpy, "saxpy", {N}, {1} );
8
9     float a;
10    auto x = std::vector<float>(N);
11    auto y = std::vector<float>(N);
12
13    const auto random_seed =
14        std::chrono::system_clock::now().time_since_epoch().count();
15    std::default_random_engine
16        generator( static_cast<unsigned int>(random_seed) );
17    std::uniform_real_distribution<float> distribution(-2.0f,2.0f);
18
19    a = distribution(generator);
20    for (auto &item: x) { item = distribution(generator); }
21    for (auto &item: y) { item = distribution(generator); }
22
23    tuner.AddArgumentScalar( N );
24    tuner.AddArgumentScalar( a );
25    tuner.AddArgumentInput( x );
26    tuner.AddArgumentOutput( y );
27
28    auto range = std::vector<size_t>( N );
29    for( size_t i = 0; i < N ; ++i )
30        range[ i ] = i;
31    tuner.AddParameter( id, "LS" , range );
32    tuner.AddParameter( id, "WPT", range );
33
34    auto DividesN = []( std::vector<size_t> v )
35        {
36            return N % v[0] == 0;
37        };
38    auto DividesNDivWPT = []( std::vector<size_t> v )
39        {
40            return ( N / v[0] ) % v[1] == 0;
41        };
42
43    tuner.AddConstraint( id, DividesN , {"WPT"} );
44    tuner.AddConstraint( id, DividesNDivWPT, {"WPT", "LS"} );
45
46    tuner.DivGlobalSize(id, {"WPT"} );
47    tuner.MulLocalSize(id, {"LS"} );
48
49    tuner.UseAnnealing( 1.0f/2048.0f , 4.0 );
50    tuner.Tune();
51    const auto parameters = tuner.GetBestResult();
52 }
```

Experimental Results

- We demonstrate: ATF provides better tuning results for GEMM (GEneral Matrix Multiplication) than OpenTuner and CLTune.
- As concrete GEMM implementation, we use the OpenCL kernel XgemmDirect which is part of the CLBlast library that uses CLTune for auto-tuning.
- XgemmDirect is used for accelerating important applications, e.g., the state-of-the-art deep learning framework Caffe [Jia et al, 2014].
- XgemmDirect has 10 tuning parameter, e.g., tile size WGD and loop unrolling factor KWID.
- Tuning parameters have various interdependencies (16 in total), e.g, KWID has to divide WGD.
- We study four pairs of matrix input sizes (IS) with significance in deep learning:
 - IS 1: 20×1 and 1×576
 - IS 2: 20×25 and 25×576
 - IS 3: 50×1 and 1×64
 - IS 4: 10×64 and 64×500

Experimental Results

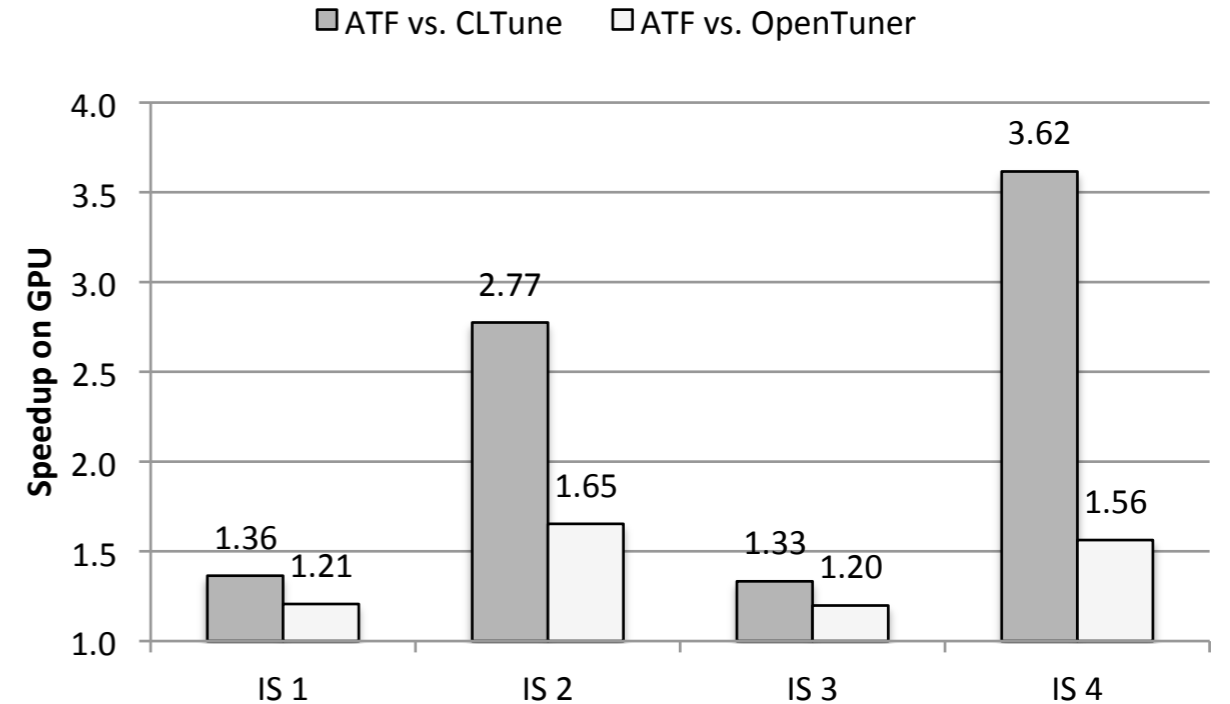
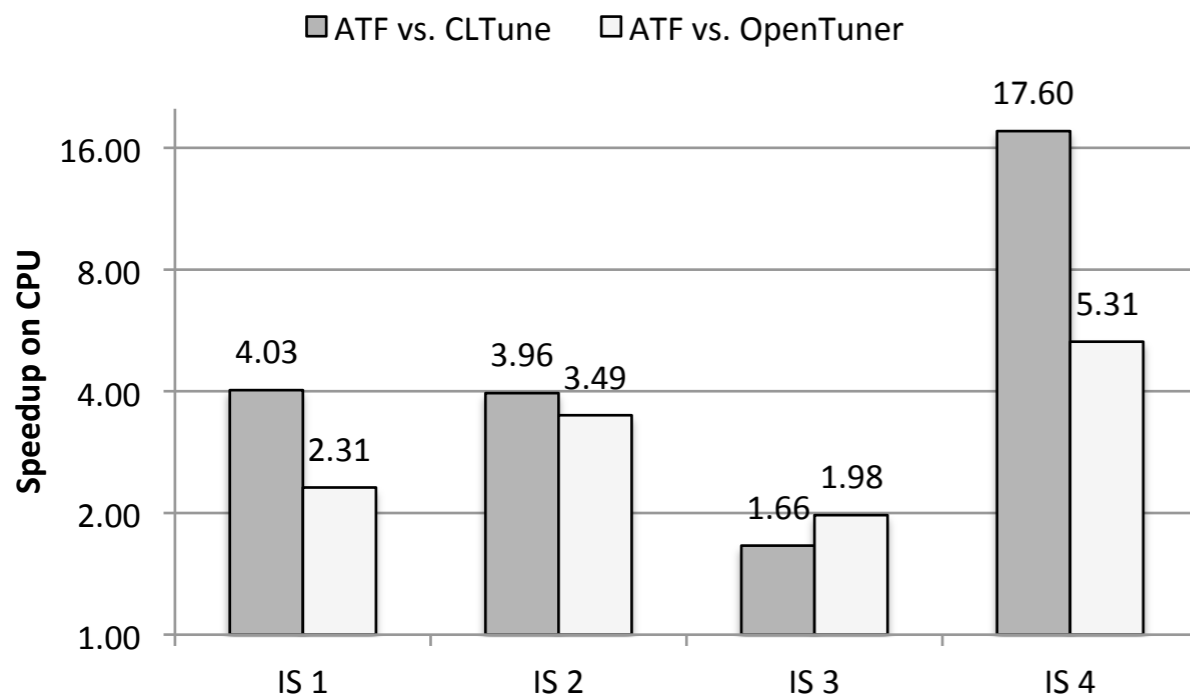


Speedup of XgemmDirect auto-tuned by ATF compared to CLTune and OpenTuner.

ATF vs CLTune:

- Speedups of up to **17.60x** on CPU and **3.62x** on GPU:
 - CLTune uses artificially limited tuning parameter ranges to shorten its time-intensive search space generation.
 - Even though, the limitations are performed by an expert optimal solutions are missed.
 - ATF uses unlimited ranges, comprising good values also for the special matrix sizes used in deep learning.
- Removing CLTune's artificial limitations causes high search space time: aborted CLTune after 3 hours; ATF requires less than 1 second → ATF filters parameter ranges while CLTune filters the (large) search space.

Experimental Results



Speedup of XgemmDirect auto-tuned by ATF compared to XgemmDirect auto-tuned by CLTune and OpenTuner.

ATF vs OpenTuner:

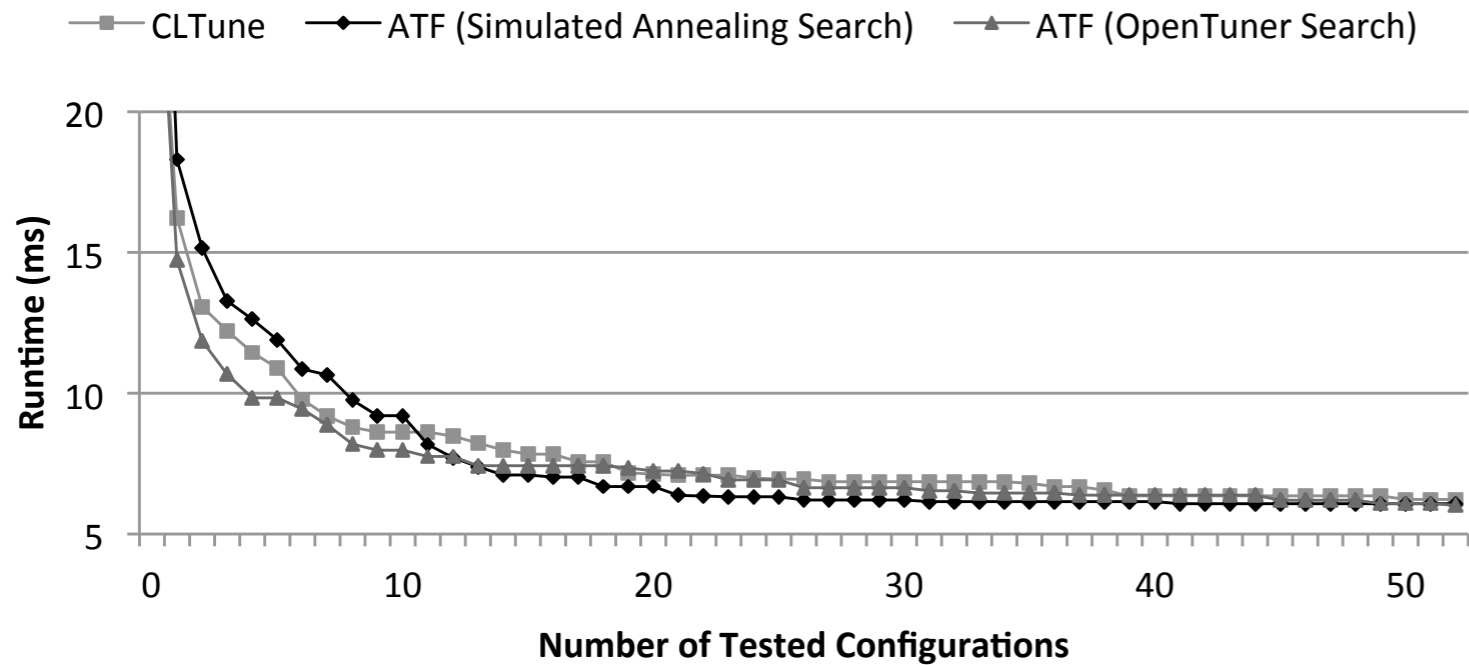
- Speedups of up to **5.31x** on CPU and **1.65x** on GPU:
 - OpenTuner uses unconstrained search space and can't find valid configurations.
 - Search space size for IS 4: 10^{13} unconstrained (OpenTuner) vs. 10^6 constrained (ATF).
 - XgemmDirect has to rely on its default tuning parameter values → chosen to yield a good performance on average on various devices and for different input sizes.

Summary

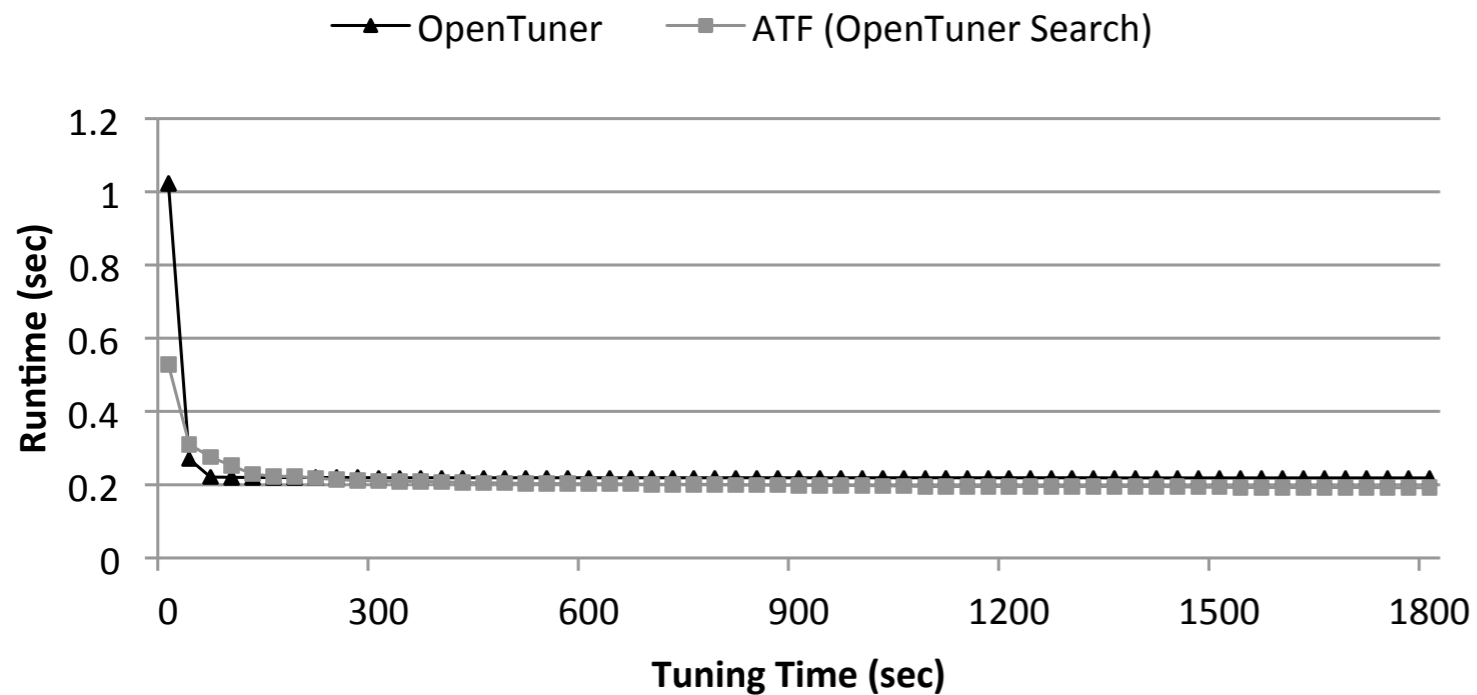
- Auto-tuning simplifies optimizing programs by automatically choosing suitable values of tuning parameters.
- ATF provides four advantages over the state-of-the-art auto-tuning approaches:
 1. ATF is **generic** regarding the programming language, application domain, tuning objective, and search technique.
 2. ATF allows **dependencies between tuning parameters**, thus enabling to auto-tune a broader class of applications.
 3. ATF allows **significantly larger tuning parameter ranges** and thus do not require artificially limiting parameters' ranges \Rightarrow better performance.
 4. ATF is **arguably simpler** to use, thus making auto-tuning appealing to common application developers.
- ATF significantly accelerates the performance of GEMM on practically-relevant input sizes as used in deep learning.

Experimental Results

ATF provides results of competitive quality as compared to CLTune and OpenTuner for their target application classes:



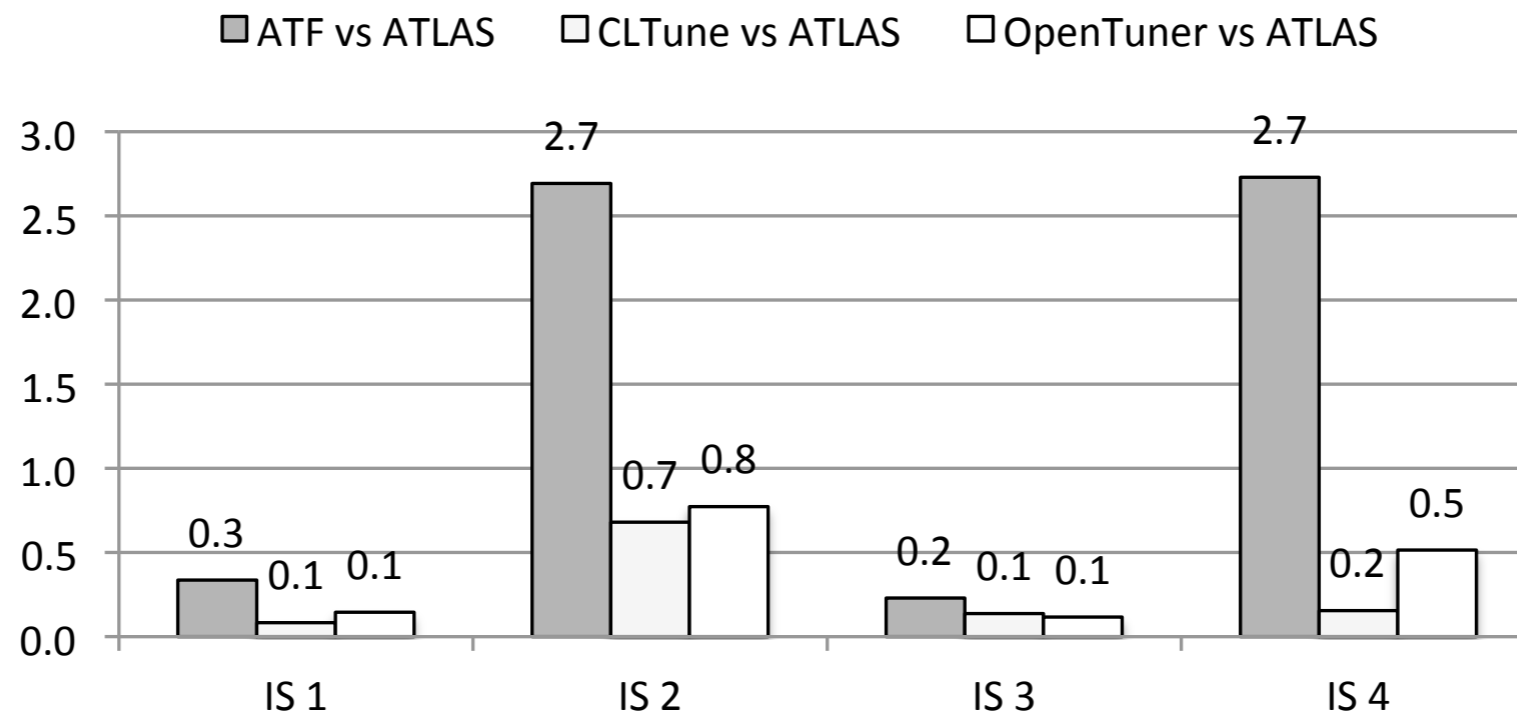
2D Convolution
(CLTune)



GCC Flags
(OpenTuner)

Appendix

ATF vs ATLAS:



- In contrast to CLTune and OpenTuner, ATF is able to auto-tune XgemmDirect to better performance than ATLAS for the input sizes IS 2 and IS 4 --- a speedup of 2.7x in both cases.
- This again due to ATF's support for large parameter ranges (CLTune) and ATF's parameter constraints (OpenTuner).
- ATF was not able to auto-tune XgemmDirect to better performance than ATLAS for the input sizes IS 1 and IS 3.
- We argue that this is due to the implementation of XgemmDirect which is not optimized for the special matrix input matrices whose number of rows/columns are 1 (\rightarrow IS 1: $20 \times 1 * 1 \times 576$; IS 3: $50 \times 1 * 1 \times 64$).

Appendix

Search space generation:

```
for( val_1 : tp_1.range )
  if( constraint_1( val_1 ) == true )
    .
    .
    .
    for( val_n : tp_n.range )
      if( constraint_n( val_n ) == true )
      {
        search_space.add( val_1, ... , val_n );
      }
```

ATF

```
for( val_1 : tp_1.range )
  .
  .
  .
  for( val_n : tp_n.range )
  {
    for( c : constraints )
      if( c( val_1, ... , val_n )
        search_space.add( val_1, ... , val_n );
  }
```

CLTune

Appendix

ATF's "search technique" interface:

```
class search_technique
{
    void          initialize( search_space sp );
    void          finalize();
    configuration get_next_config();
    void          report_cost( size_t cost );
}
```